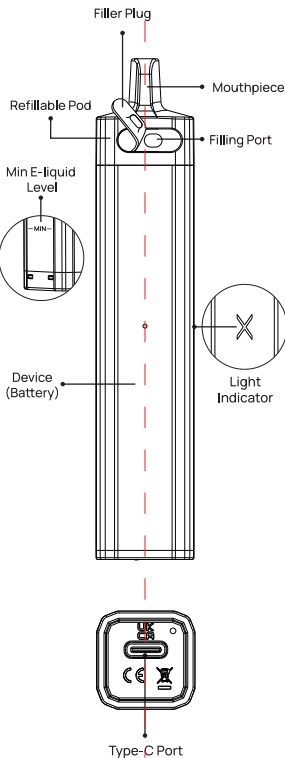
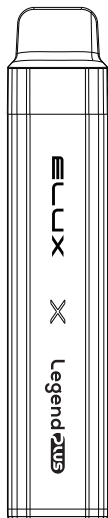


ELUX
Legend

POD SYSTEM



SPECIFICATIONS

Dimensions (with pod):
110*21.7*21.7mm
Battery Capacity:
1000 mAh
Charging: Type-C
Pod Capacity: 7ml
Dual Mesh Coil: 0.6Ω

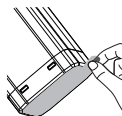
INSTRUCTIONS

Attention:

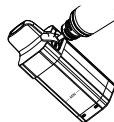
Let the pod sit for 5 minutes after the first filling to avoid coil burning.

1. POD FILLING AND REPLACEMENT

A. Take out the pod from the device and remove the insulating film on the bottom of the pod.



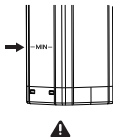
B. Open the filler plug and put the nozzle of the e-liquid bottle into the filling port to fill with the e-liquid.



Note: Please fill up the pod for the first time to avoid coil burning.

C. Put the filler plug back as soon as the filling is done. Sit the filled pod for 5 minutes.

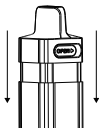
D. Please make a timely refilling when the e-liquid reaches Min level to prevent coil burnt.



E. For the pod replacement, please remove the used pod from the device and insert a new one.

2.VAPING

A. Insert the filled pod into the device, and the motor will vibrate once and the light will flash once as the hint.



B. Draw to vape.

Attention:

Please change a new pod when there's unexpected taste occurs.

3.LIGHT INDICATION

Battery Indication:

Green light - The

battery capacity is at high level

Blue light - The battery capacity is at middle level

Red light - The battery capacity is at low level

Vaping: The light will gradually brightening and fading.

Over-Time Protection:

The light will flash twice when the vaping time is over 8 seconds, and the device will stop output.

Low Voltage Protection:

The light will flash 10 times in red when the device voltage is too low, and the device will stop output.

Short Circuit: The light

will flash 5 times when the short-circuit occurs.

Open Circuit: The light

will flash 7 times when the open-circuit occurs.

4.CHARGING

Charge the device with a Type-C charging cable, the motor vibrates once as a hint when connecting to the power supply. During charging, the light will light up and go off gradually. The light will flash 3 times when taking the charging cable off and the green light will stay on when the charging is done.

WARNING

- Always keep the device away from children;
- Don't open the vaping device and don't attempt to repair the device yourself. Disassembling the device may damage it or may cause injury to you;
- Do not cover the Device with items such as newspapers, tablecloths, or curtains, and do not use this Device on soft support such as bedding, blankets, etc. It may cause burns and other injuries if the battery leaks or overheats during the night;
- Do not use your Device near sinks or other wet locations;

- Do not expose this Device to rain or moisture;
- Do not expose your device to extreme heat or cold. This may result in a risk of battery damage, other injury, or property damage;
- Do not leave the vaping device in direct sunlight or near heat sources;
- Do not use the vaping device near flammable liquids or gases.

DISPOSAL

- Dispose of the packaging and the device shall always be in accordance with national and local laws and regulations.
- Never put the vaping device on fire. The built-in lithium-ion battery may burst or explode.